

University of Richmond

Classroom Master Plan

Interim Report

28 July 2005

Ellenzweig Associates, Inc.

Michael Lauber, Principal

Matthew Ali, Project Manager

Classroom Master Plan

1. Classroom Audit and Utilization Analysis
2. Classroom Program
3. Implementation Strategies

Classroom Master Plan

Conclusions

1. Audit and Utilization

- a. Full Media in 54% of classrooms
- b. Overall Utilization* = 57%
- c. Business School Utilization = 85%
- d. Average Utilization:
 - State Institutions = 65%
 - Private Institutions = 40-50%

*“General Purpose” Classrooms

Classroom Master Plan

Conclusions

2. Classroom Program

- More “Discussion” Classrooms
- Audiovisual in all classrooms
- No tablet arm chairs
- Many concerns regarding lighting, acoustics, lectern design
- Detailed recommendations on overall classroom program (number of each type)

Classroom Master Plan

Conclusions

3. Implementation Strategies

- a. Initial recommendation of classroom upgrades (by building)
- b. To be determined:
 - Cost estimate
 - Scope of upgrade program
 - Prioritization of classroom upgrades

1. Utilization Analysis

Daytime	57.3%
Evening	42.9%
All Hours	53.4%
Business	85.4%
Law	65.2%
Computer	46.3%

1. Utilization Analysis

General Purpose Classrooms: Daytime Utilization

Building	Utilization
Boatwright	10%
Booker	51%
Business	85%
Jepson	59%
North Court	47%
Media Resource Center	39%
Puryear	79%
Richmond	40%
Robins Center	29%
Ryland	62%
SPB	10%
Theatre Complex	52%
Weinstein	70%

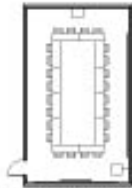
1. Utilization Analysis

General Purpose Classrooms: Evening Utilization

Building	Utilization
Boatwright	23%
Booker	51%
Business	72%
Jepson	47%
North Court	72%
Media Resource Center	30%
Puryear	26%
Richmond	2%
Robins Center	25%
Ryland	18%
SPB	36%
Theatre Complex	28%
Weinstein	62%

2. Classroom Program – Preferred Layouts

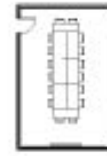
SEMINAR ROOM
15-24p



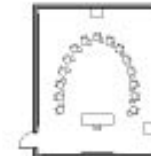
1.1 Flexible (20p)



1.2 Fixed (20p)

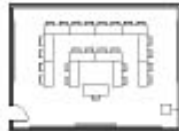


1.3 Flexible (16p)




1.4 Tablet Arm Chairs (15p)

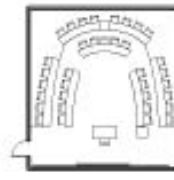
DISCUSSION/
LECTURE
CLASSROOM
25-40p



2.1 Flexible (24p)



2.2 Fixed/ Flexible (35p)



2.3 Fixed Tiered (35p)



2.4 Tablet Arm Chairs (25p)

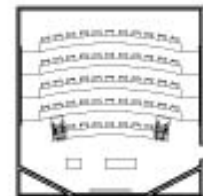
LECTURE
CLASSROOM
25-50p



3.1 Flexible (40p)



3.2 Fixed Tiered (40p)

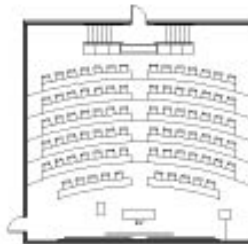


3.3 Fixed Tiered (53p)

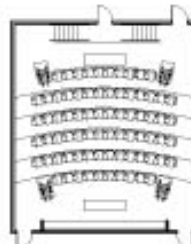


3.4 Tablet Arm Chairs (40p)

LECTURE HALL
75-120p



4.1 Fixed Tiered (80p)



4.2 Theatre Seating (80p)

2. Classroom Program - Departmental Preferences















													Course - Slots			
American Studies													(19)			
Art	1.2			2.4				3.4					19			
Biology													34			
Business	1.1	1.2	1.3	2.1	2.3			3.1	3.4		4.1	285				
Chemistry													38			
Criminal Justice													(4)			
Classical Studies													31			
Core													(101)			
Education	1.1	2.4						3.1					17			
English	1.1													75		
Environmental Studies	1.3			2.1									11			
History	1.2			2.1		2.3								72		
Interdisciplinary Studies													(2)			
International Studies													(14)			
Journalism	1.3			2.1									8			
Leadership Studies	1.3			2.1									64			
MBA													(11)			
Modern Language Association													(3)			
Modern Languages and Literatures	1.3		(1.4)	2.1									310			
Military Science and Leadership				2.1		2.2		3.1					7			
Math and Computer Science				2.1		2.3			3.1					90		
Music													33			
Philosophy	1.2			2.1		2.2		2.3								33
Political Science	1.2			2.1		2.2								89		
Physics				2.1				3.1								
Psychology				2.1		2.2								42		
Religion	1.1													27		
Rhetoric and Comm Studies	1.1	1.3		2.1		2.2		2.3								56
School of Continuing Studies				2.1									108			
Sociology and Anthropology				2.1		2.2								61		
Theatre and Dance	1.2			2.1		2.2								16		
Women's Studies													5			
Total	5	6	6	1	18	7	6	2	6	0	1	2	1			
Adjusted*	6	8	8	1	23	9	8	2	8	0	1	3	1			

*These numbers further adjusted after initial implementation studies

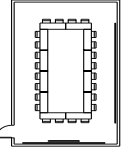

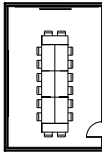
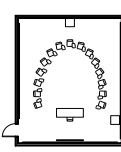
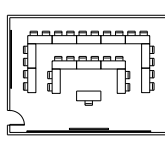
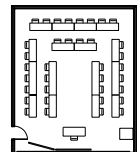
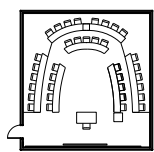
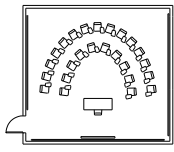
2. Classroom Program – Capacity: Existing / Proposed

Size	Enrollment (%)	Existing Classrooms (%)	Recommended (%)
0 – 16	41	10	13
17 – 20	18	12	20
21 – 26	29	17	25
27 – 32	8	27	19
33 – 40	2	17	15
41 – 50	2	10	3
50+	1	7	5

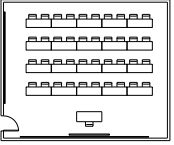
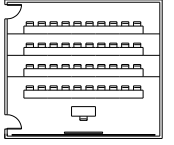
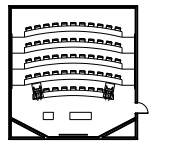
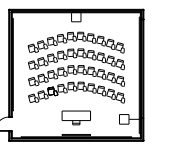
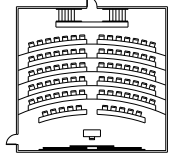
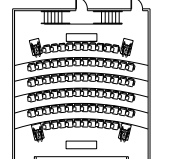
2. Classroom Program – Overall Recommendation

Classroom Types		Existing	Proposed
	1.1 Seminar Room - flexible, ganged rectangle	9	6
	1.2 Seminar Room - fixed, central table	4	6
	1.3 Seminar Room - flexible, central table	4	7
	1.4 Seminar Room - tablet arm chairs	0	4
Subtotal		17	23
	2.1 Discussion/Lecture Classroom - flexible, "C" shape	0	33
	2.2 Discussion/Lecture Classroom - fixed/flexible, "U" shape	1	3
	2.3 Discussion/Lecture Classroom - fixed tiered, "U" shape	7	8
	2.4 Discussion/Lecture Classroom - tablet arm chairs	9	3
Subtotal		17	47
	3.1 Lecture Classroom - flexible, tables	14	8
	3.2 Lecture Classroom - fixed tiered	2	0
	3.3 Lecture Classroom - fixed tiered, curved	2	2
	3.4 Lecture Classroom - tablet arm chairs	24	1
Subtotal		42	11
	4.1 Lecture Hall - tiered, continuous tables (>70)	1	0
	4.2 Lecture Hall - tiered, theater seating (>70)	1	1
Subtotal		2	1
Total		78	82

3. Implementation – Proposed Classroom Allocation by Building

	Seminar Rooms				Discussion/Lecture Classrooms			
								
Building	1.1	1.2	1.3	1.4	2.1	2.2	2.3	2.4
Boatwright								
Booker			1		2			
Business					1		6	
Gottwald								
Jepson	1	1	3		4		1	1
MRC		3			1			
North Court			1		1	1		2
Puryear			1	4	4			
Richmond			1		1			
Robins					3			
Ryland	2	2			7			
Special Programs	2				2			
Theatre Complex					2			
Weinstein	1				5	1	1	
Total Provided	6	6	7	4	33	3	8	3

3. Implementation – Proposed Classroom Allocation by Building

	Lecture Classroom				Lecture Hall		Total
							
Building	3.1	3.2	3.3	3.4	4.1	4.2	
Boatwright							1
Booker			1	1			5
Business	1						8
Gottwald							1
Jepson			1			1	13
MRC							4
North Court	1+1						7
Puryear							9
Richmond	1						3
Robins	2						5
Ryland							11
Special Programs							4
Theatre Complex							2
Weinstein	2						10
Total Provided	8	0	2	1	0	1	82

3. Implementation Strategies

Renovation Program

- Renovate classrooms within overall building renovation project
- Renovate classrooms via ongoing summer upgrade projects

Classroom Prioritization

- Rooms with low cost (Weinstein)
- Rooms most in need of renovation
- Rooms in buildings with few upgraded classrooms

3. Implementation Strategies – Classroom Upgrade Types

A. Construction / Renovation (e.g., Puryear 203, to be subdivided)

- Some construction/demolition (e.g., new partition walls)
- Furniture
- Room Finishes (carpet, walls, ceiling)
- Audiovisual Systems
- Lighting
- Room Finishes
- Heating/Cooling?

B. Room Renovation (e.g. Ryland Hall)

- Furniture
- Audiovisual System
- Lighting
- Room Finishes
- Acoustic Issues (?)
- Heating/Cooling?

C. Furniture Upgrade only (e.g., Weinstein)